



L & L



U, . . . S	3
U, . . . S, P	5
U, . . . M, P	6
B, . . . D	10
U, . . . B, O	13
B, . . . P	15

APPENDIX

U, . . . O, D, P	in S, m, m
U, . . . U, T	

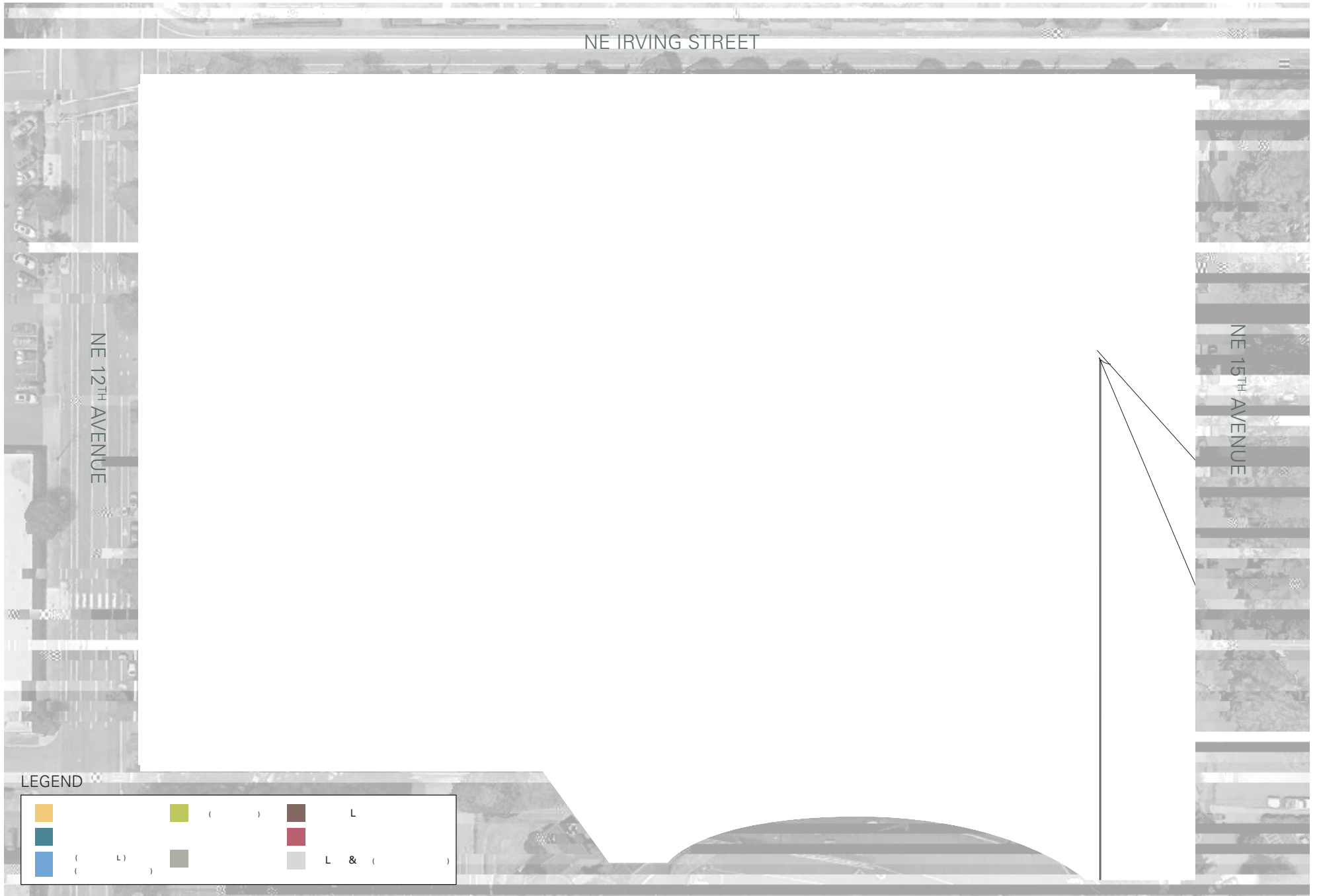


(THIS PAGE INTENTIONALL LEFT BLANK)



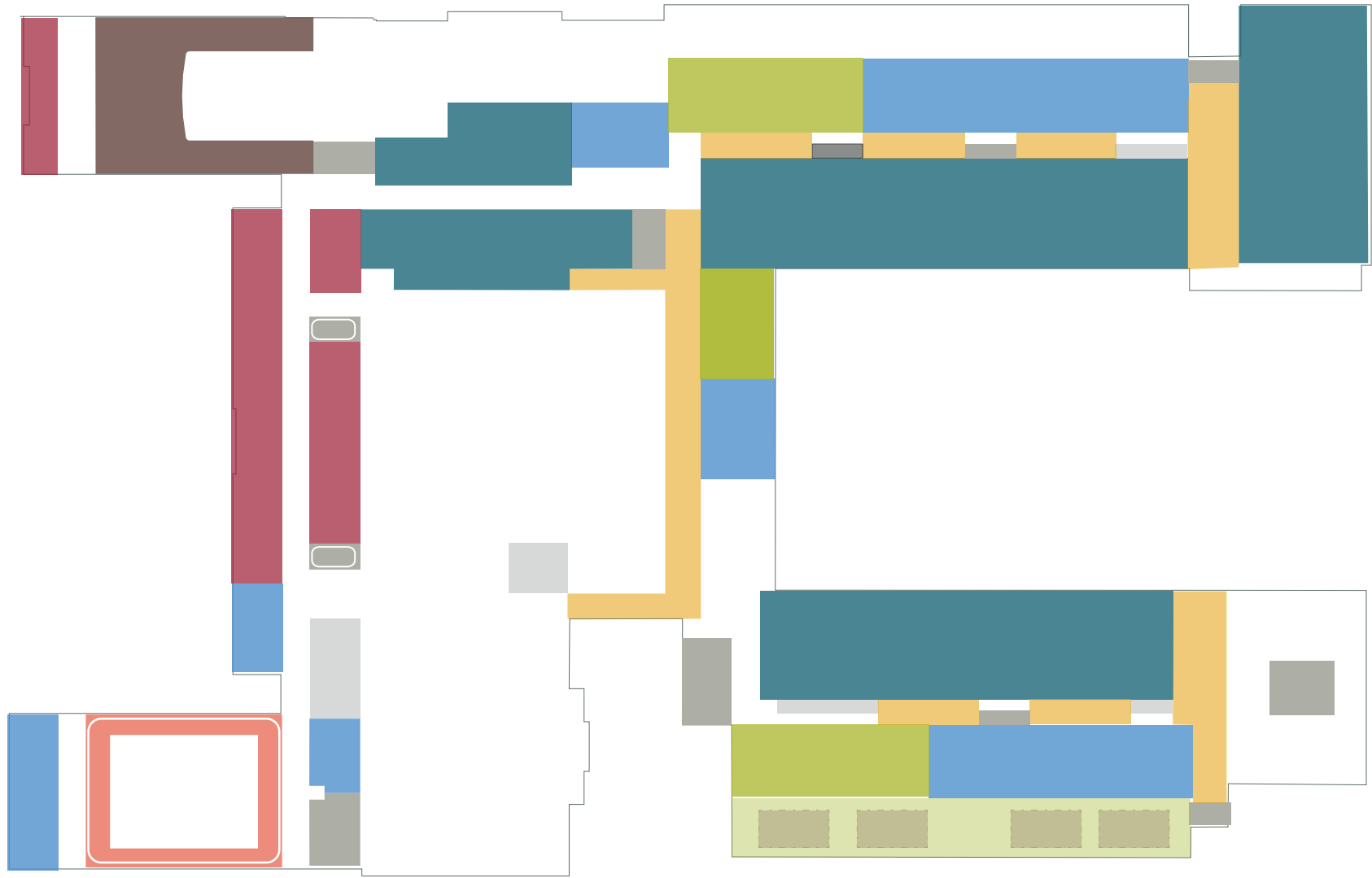
L

/ MAIN LEVEL




L

/ UPPER LEVEL



LEGEND



L

/ LOWER LEVEL

CTE FOCUS SCHEME



CTE & MUSIC SCHEME*



*THIS SCHEME REFLECTED IN REVISED AREA PROGRAM

(THIS PAGE INTENTIONALLY LEFT BLANK)

R
N C
T

R
A C m

N T

L & L
+ M MEP
+ E
+

L 4
N C

L
/ L
1. %
- /

&

+ /
+
+ 8,000
+
+

r

4
L
L
L
+
+

L

R \$220,652,000
L TI m \$5,570,000
R S O \$2,648,000
A \$700,000

P m \$34,437,000
CTE E m \$15,000,000
15% \$34,437,000
6% INC. ABOVE
\$313,444,000

F m 15% 12% D /E m (\$8,000,000)
T 2.5% H C (\$7,444,000)
L T P F /C C (\$3,000,000)
F PE/A F D \$1,000,000

\$296,000,000

\$3,500,000
\$34,000,000
\$6,000,000
\$8,000,000
(\$5,500,000)
(\$12,000,000)

\$330,000,000

(THIS PAGE INTENTIONALL LEFT BLANK)

(THIS PAGE INTENTIONALL LEFT BLANK)

/ UPDATED OPENING DAY PROGRAM SUMMARY
UPDATED UTILIZATION TABLES